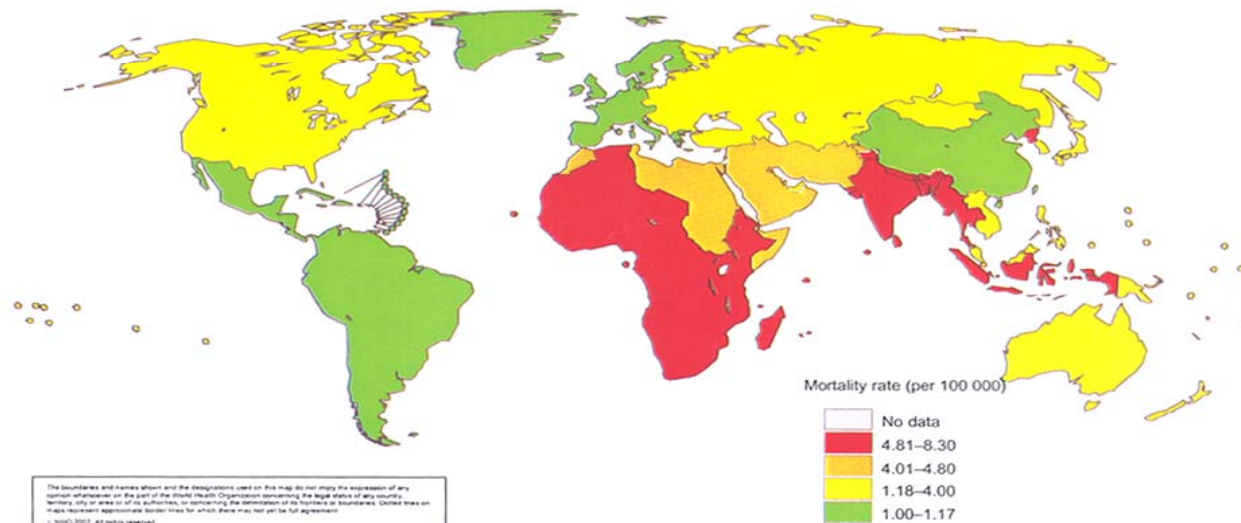


of Southern Africa

Global Fire Burn Deaths

Global Fire-related Burn Mortality



Fire-related burn mortality rates (per 100 000 population) in WHO regions, 2000

Africa	Americas		South-East Asia		Europe		Eastern Mediterranean		Western Pacific		
LMIC	HIC	LMIC	India	Other LMIC	HIC	LMIC	HIC	LMIC	HIC	China	Other LMIC
5.5	1.3	1.17	8.3	8.2	1.0	4.0	1.5	4.8	1.5	1.1	2.0

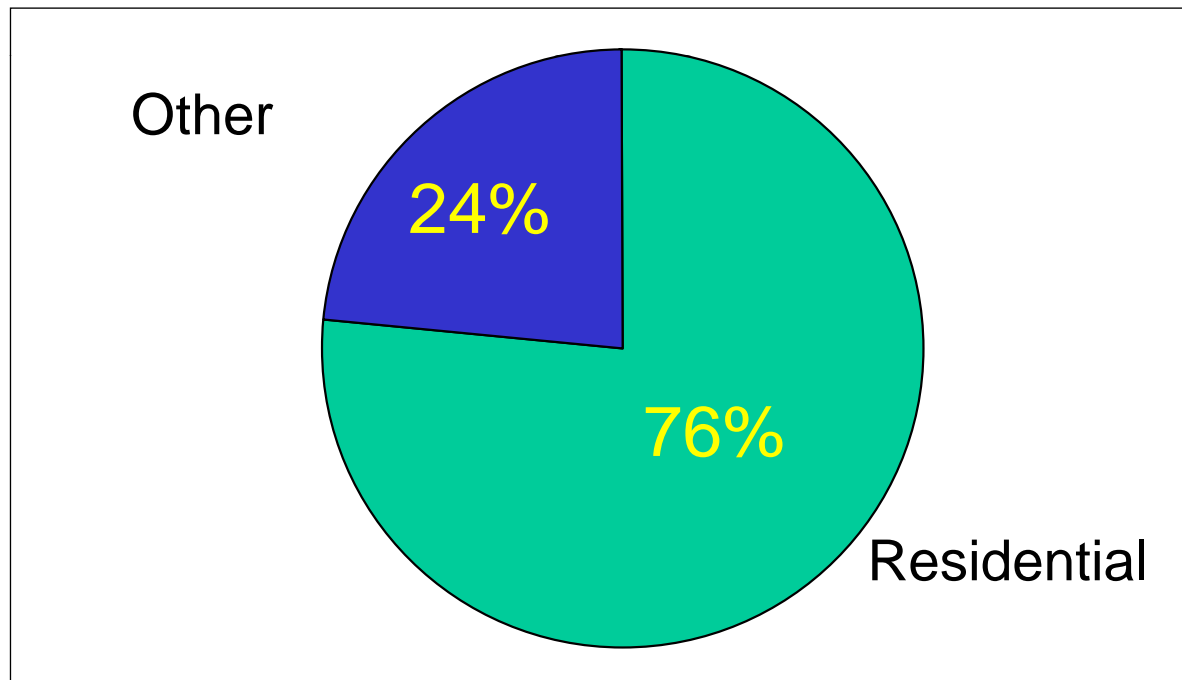
HIC, High-income countries; LMIC, Low- and middle-income countries.

South African Burn Deaths

Rank	<1	1-4	5-9	10-14	15-24
1	Burn	Burn	MVA Ped.	MVA Ped.	Firearm
2	Blunt	MVA Ped	Burn	Firearm	Sharp
3	MVA Pass	MVA Unspec	MVA Pass	MVA Unspec	Blunt
4	Firearm	Firearm	MVA Unspec	Burn	MVA Ped.
5	Poison-ing	MVA Pass.	Firearm	Sharp.	Burn
6	MVA Ped	Poison-ing	Blunt	Hang-ing	Hang-ing
7	MVA Unspec	Blunt	Sharp	Blunt	MVA Unspec
8		Sharp	Hang-ing	MVA Pass	MVA Pass
9			Poison-ing	Hanging	Poison-ing
10			MVA Driver		MVA Driver

Fire in South Africa

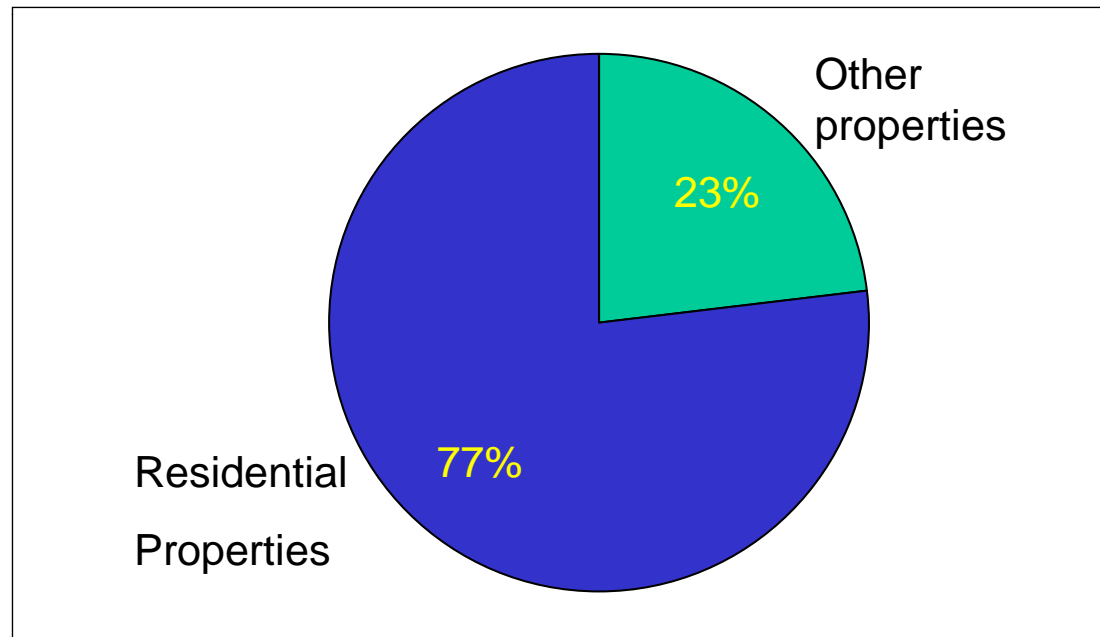
Structural Fires



Statistics supplied by FPASA

SA Fire Deaths

Fire Fatalities




Statistics supplied by FPASA

Partnerships

- Chris Hani Baragwanath
- Tygerberg Hospital
- Red Cross Childrens Hospital
- Milpark Hospital
- Fire Departments
- Social Services
- Health Departments
- Non Government Organisations
- Jaycee Burn Centre

Websites

- www.burnfoundation.org.za
- www.burnfoundation.com
- www.burnsurvivorsonline.com
- www.burnfoundation.org.au



Working together with Non-profit Organizations

- World Burn Foundation-Southern Africa relies on volunteers, health and non-health related individuals
- Vision of WBF: bring about unprecedented awareness through education and prevention of burn injuries
- Conducted three camps in South Africa
 - Malgaliesberg, October 2003
 - Cape Town, May 2004
 - Orange Free State, September 2004

It is believed that burn care professionals participation in these programmes increase public awareness of burn injuries.

(Hopkins & Smith, 1993)